



合肥国轩高科动力能源有限公司
HEFEI GUOXUAN HIGH-TECH POWER ENERGY Co.,Ltd

编号 No
PD000032379

标题：
Title

IFP50160116A-102Ah 锂离子电池产品规格书
Product Specification of IFP50160116A -102Ah Lithium Ion Rechargeable Cell

Page 1
Total pages 26

IFP50160116A-102Ah 锂离子电池 产品规格书

Product Specification of
IFP50160116A-102Ah Lithium-ion Rechargeable Cell

制 定 Formulated by	审 核 Checked by	批 准 Approved by
标准化 Standardized by		会 签 Counter Signed by




标题：
Title


IFP50160116A-102Ah 锂离子电池产品规格书
Product Specification of IFP50160116A -102Ah Lithium Ion Rechargeable Cell

Page 2
Total pages 26

目录 CONTENTS

前 言 PREFACE	5
修订记录 MODIFICATION RECORD	6
1. 基本信息 BASIC INFORMATION	7
1.1 适用范围 Scope	7
1.3 产品类型 Product type:	7
1.4 型号名称 Model Name: IFP50160116A-102Ah	7
2. 规格 SPECIFICATION	7
2.1 标准技术参数 Standard Technical Parameters	7
2.1.1 标称容量 Nominal Capacity	7
参考 4.1.1 与 4.1.2 标准充放电模式测试 Refer to 4.1.1&4.1.2 standard charge and discharge procedure	7
2.1.2 标称电压 Nominal Voltage	7
2.1.3 充放电电压范围 Charge/Discharge Voltage Range	7
2.1.4 重量 Weight	7
2.1.5 质量能量密度 Weight energy density	7
2.1.6 体积能量密度 Volume energy density	7
2.1.7 交流内阻 ACR	7
2.1.8 直流内阻 DCR	7
2.2 推荐充电规范 Recommended Charge specification	7
2.2.1 常规充电（慢充）Regular Charge (Slow charge)	7
2.2.2 阶梯充电（快充）Step Charge	7
2.3 工作温度范围 Working Temperature Range	7
2.3.1 最佳工作温度	8
Optimum working Temperature	8
2.3.2 充电温度范围	8
Charge temperature range	8
2.3.3 放电温度范围	8
Discharge temperature range	8
3. 外观尺寸 APPEARANCE AND DIMENSION	8
3.1 外观 Appearance	8
3.2 尺寸 Dimension	8
4. 性能测试规范 PERFORMANCE SPECIFICATION	8
4.1 标准测试条件 Standard Testing Condition	8
4.1.1 单体电池充电 Single cell charging	8

 国轩高科 GUOXUAN HIGH-TECH	合肥国轩高科动力能源有限公司 HEFEI GUOXUAN HIGH-TECH POWER ENERGY Co.,Ltd	编号 No PD000032379																																																																																				
	标题 : Title	IFP50160116A-102Ah 锂离子电池产品规格书 Product Specification of IFP50160116A -102Ah Lithium Ion Rechargeable Cell	Page 3 Total pages 26																																																																																			
<table border="0"> <tr> <td>4.1.2 单体电池放电 Single cell discharging</td> <td>8</td> </tr> <tr> <td>4.2 电气特性 Electrical Properties</td> <td>8</td> </tr> <tr> <td>4.2.1 初始容量</td> <td>8</td> </tr> <tr> <td>Initial Capacity</td> <td>8</td> </tr> <tr> <td>4.2.2 容量与温度的相关性</td> <td>9</td> </tr> <tr> <td>Capacity and temperature correlation</td> <td>9</td> </tr> <tr> <td>4.2.3 SOC-OCV 表</td> <td>9</td> </tr> <tr> <td>SOC-OCV Table</td> <td>9</td> </tr> <tr> <td>4.2.4 不同温度和不同 SOC 放电电阻 (DCR)</td> <td>9</td> </tr> <tr> <td>Discharge DCR at different temperature and SOC</td> <td>9</td> </tr> <tr> <td>4.2.5 不同温度和不同 SOC 充电电阻 (DCR)</td> <td>10</td> </tr> <tr> <td>charge DCR at different temperature and SOC</td> <td>10</td> </tr> <tr> <td>4.3 最大脉冲功率 (极限能力值) Maximum plus power(Ultimate capacity value)</td> <td>10</td> </tr> <tr> <td>4.3.1 不同温度和不同 SOC 脉冲放电峰值功率</td> <td>10</td> </tr> <tr> <td>Peak power plus discharge at different temperature and SOC</td> <td>10</td> </tr> <tr> <td>4.3.2 不同温度和不同 SOC 脉冲回馈峰值功率</td> <td>10</td> </tr> <tr> <td>Peak power plus feedback at different temperature and SOC</td> <td>10</td> </tr> <tr> <td>4.4 最大允许脉充功率 (使用允许值) Maximum allowable pulse charge power(Use allowable values)</td> <td>11</td> </tr> <tr> <td>4.4.1 不同温度和不同 SOC 最大允许脉冲放电功率</td> <td>11</td> </tr> <tr> <td>Maximum allowable pulse discharge power at different Temperature and SOC</td> <td>11</td> </tr> <tr> <td>4.4.2 Maximum allowable pulse feedback power at different Temperature and SOC</td> <td>11</td> </tr> <tr> <td>4.5 耐久性能 Durability Performance</td> <td>11</td> </tr> <tr> <td>4.5.1 室温荷电保持率</td> <td>11</td> </tr> <tr> <td>Room Temperature SOC Retention Rate</td> <td>11</td> </tr> <tr> <td>4.5.2 室温容量恢复率</td> <td>11</td> </tr> <tr> <td>Room Temperature Capacity Recovery Rate</td> <td>11</td> </tr> <tr> <td>4.5.3 高温荷电保持率</td> <td>11</td> </tr> <tr> <td>High Temperature SOC Retention Rate</td> <td>11</td> </tr> <tr> <td>4.5.4 高温容量恢复率</td> <td>11</td> </tr> <tr> <td>High Temperature Capacity Recovery Rate</td> <td>11</td> </tr> <tr> <td>4.5.5 储存容量恢复率</td> <td>11</td> </tr> <tr> <td>High Temperature Capacity Recovery Rate</td> <td>11</td> </tr> <tr> <td>4.5.6 高温循环寿命</td> <td>11</td> </tr> <tr> <td>High Temperature Cycle Life</td> <td>11</td> </tr> <tr> <td>4.5.7 高温循环寿命</td> <td>12</td> </tr> <tr> <td>High Temperature Cycle Life</td> <td>12</td> </tr> <tr> <td>4.5.8 常温循环寿命</td> <td>12</td> </tr> <tr> <td>Room Temperature Cycle Life</td> <td>12</td> </tr> <tr> <td>4.5.9 日历寿命</td> <td>12</td> </tr> <tr> <td>Calendar Life</td> <td>12</td> </tr> <tr> <td>4.6 安全测试规范 Specification of Safety Test</td> <td>12</td> </tr> <tr> <td>4.6.1 过放电</td> <td>12</td> </tr> </table>			4.1.2 单体电池放电 Single cell discharging	8	4.2 电气特性 Electrical Properties	8	4.2.1 初始容量	8	Initial Capacity	8	4.2.2 容量与温度的相关性	9	Capacity and temperature correlation	9	4.2.3 SOC-OCV 表	9	SOC-OCV Table	9	4.2.4 不同温度和不同 SOC 放电电阻 (DCR)	9	Discharge DCR at different temperature and SOC	9	4.2.5 不同温度和不同 SOC 充电电阻 (DCR)	10	charge DCR at different temperature and SOC	10	4.3 最大脉冲功率 (极限能力值) Maximum plus power(Ultimate capacity value)	10	4.3.1 不同温度和不同 SOC 脉冲放电峰值功率	10	Peak power plus discharge at different temperature and SOC	10	4.3.2 不同温度和不同 SOC 脉冲回馈峰值功率	10	Peak power plus feedback at different temperature and SOC	10	4.4 最大允许脉充功率 (使用允许值) Maximum allowable pulse charge power(Use allowable values)	11	4.4.1 不同温度和不同 SOC 最大允许脉冲放电功率	11	Maximum allowable pulse discharge power at different Temperature and SOC	11	4.4.2 Maximum allowable pulse feedback power at different Temperature and SOC	11	4.5 耐久性能 Durability Performance	11	4.5.1 室温荷电保持率	11	Room Temperature SOC Retention Rate	11	4.5.2 室温容量恢复率	11	Room Temperature Capacity Recovery Rate	11	4.5.3 高温荷电保持率	11	High Temperature SOC Retention Rate	11	4.5.4 高温容量恢复率	11	High Temperature Capacity Recovery Rate	11	4.5.5 储存容量恢复率	11	High Temperature Capacity Recovery Rate	11	4.5.6 高温循环寿命	11	High Temperature Cycle Life	11	4.5.7 高温循环寿命	12	High Temperature Cycle Life	12	4.5.8 常温循环寿命	12	Room Temperature Cycle Life	12	4.5.9 日历寿命	12	Calendar Life	12	4.6 安全测试规范 Specification of Safety Test	12	4.6.1 过放电	12
4.1.2 单体电池放电 Single cell discharging	8																																																																																					
4.2 电气特性 Electrical Properties	8																																																																																					
4.2.1 初始容量	8																																																																																					
Initial Capacity	8																																																																																					
4.2.2 容量与温度的相关性	9																																																																																					
Capacity and temperature correlation	9																																																																																					
4.2.3 SOC-OCV 表	9																																																																																					
SOC-OCV Table	9																																																																																					
4.2.4 不同温度和不同 SOC 放电电阻 (DCR)	9																																																																																					
Discharge DCR at different temperature and SOC	9																																																																																					
4.2.5 不同温度和不同 SOC 充电电阻 (DCR)	10																																																																																					
charge DCR at different temperature and SOC	10																																																																																					
4.3 最大脉冲功率 (极限能力值) Maximum plus power(Ultimate capacity value)	10																																																																																					
4.3.1 不同温度和不同 SOC 脉冲放电峰值功率	10																																																																																					
Peak power plus discharge at different temperature and SOC	10																																																																																					
4.3.2 不同温度和不同 SOC 脉冲回馈峰值功率	10																																																																																					
Peak power plus feedback at different temperature and SOC	10																																																																																					
4.4 最大允许脉充功率 (使用允许值) Maximum allowable pulse charge power(Use allowable values)	11																																																																																					
4.4.1 不同温度和不同 SOC 最大允许脉冲放电功率	11																																																																																					
Maximum allowable pulse discharge power at different Temperature and SOC	11																																																																																					
4.4.2 Maximum allowable pulse feedback power at different Temperature and SOC	11																																																																																					
4.5 耐久性能 Durability Performance	11																																																																																					
4.5.1 室温荷电保持率	11																																																																																					
Room Temperature SOC Retention Rate	11																																																																																					
4.5.2 室温容量恢复率	11																																																																																					
Room Temperature Capacity Recovery Rate	11																																																																																					
4.5.3 高温荷电保持率	11																																																																																					
High Temperature SOC Retention Rate	11																																																																																					
4.5.4 高温容量恢复率	11																																																																																					
High Temperature Capacity Recovery Rate	11																																																																																					
4.5.5 储存容量恢复率	11																																																																																					
High Temperature Capacity Recovery Rate	11																																																																																					
4.5.6 高温循环寿命	11																																																																																					
High Temperature Cycle Life	11																																																																																					
4.5.7 高温循环寿命	12																																																																																					
High Temperature Cycle Life	12																																																																																					
4.5.8 常温循环寿命	12																																																																																					
Room Temperature Cycle Life	12																																																																																					
4.5.9 日历寿命	12																																																																																					
Calendar Life	12																																																																																					
4.6 安全测试规范 Specification of Safety Test	12																																																																																					
4.6.1 过放电	12																																																																																					

 国轩高科 <small>GUOXUAN HIGH-TECH</small>	合肥国轩高科动力能源有限公司 HEFEI GUOXUAN HIGH-TECH POWER ENERGY Co.,Ltd	编号 No PD000032379																																																												
标题： Title	IFP50160116A-102Ah 锂离子电池产品规格书 Product Specification of IFP50160116A -102Ah Lithium Ion Rechargeable Cell	Page 4 Total pages 26																																																												
<table border="0" style="width: 100%; border-collapse: collapse;"> <tr> <td style="width: 80%;">Over discharging</td> <td style="width: 20%; text-align: right;">12</td> </tr> <tr> <td>4.6.2 过充电</td> <td style="text-align: right;">12</td> </tr> <tr> <td>Over charging</td> <td style="text-align: right;">12</td> </tr> <tr> <td>4.6.3 短路</td> <td style="text-align: right;">13</td> </tr> <tr> <td>Short circuiting</td> <td style="text-align: right;">13</td> </tr> <tr> <td>4.6.4 加热</td> <td style="text-align: right;">13</td> </tr> <tr> <td>Heating</td> <td style="text-align: right;">13</td> </tr> <tr> <td>4.6.5 挤压</td> <td style="text-align: right;">13</td> </tr> <tr> <td>Crushing</td> <td style="text-align: right;">13</td> </tr> <tr> <td>4.6.6 温度循环</td> <td style="text-align: right;">14</td> </tr> <tr> <td>Temperature Cycle Test</td> <td style="text-align: right;">14</td> </tr> <tr> <td>5.使用注意事项 NOTES</td> <td style="text-align: right;">15</td> </tr> <tr> <td>6. 外形图纸 DRAWINGS</td> <td style="text-align: right;">17</td> </tr> <tr> <td>附录 APPENDIX</td> <td style="text-align: right;">18</td> </tr> <tr> <td> A.1 阶梯充电矩阵表 Step charge Table</td> <td style="text-align: right;">18</td> </tr> <tr> <td> A.2 单体电芯故障阈值 Single Cell failure Threshold (Recommended Value)</td> <td style="text-align: right;">18</td> </tr> <tr> <td> A.2.1 单体电芯故障阈值 Single Cell Failure Threshold (BMS)</td> <td style="text-align: right;">18</td> </tr> <tr> <td> A.2.2 为 Pack 设计提供的电池信息 Cell Information for Pack Design</td> <td style="text-align: right;">19</td> </tr> <tr> <td> A. 3 在选定条件下的循环寿命 Cycle Life at Certain Condition</td> <td style="text-align: right;">20</td> </tr> <tr> <td> A. 3.1 常温循环寿命 Cycle Life at Certain Condition</td> <td style="text-align: right;">20</td> </tr> <tr> <td> A.4 SOC-OCV</td> <td style="text-align: right;">20</td> </tr> <tr> <td> A.5 不同温度和 SOC 条件下的放电 DCR Regeneration DCR at Different Temperature and SOC</td> <td style="text-align: right;">21</td> </tr> <tr> <td> A.6 不同温度和 SOC 条件下的回馈 DCR Regeneration DCR at Different Temperature and SOC</td> <td style="text-align: right;">21</td> </tr> <tr> <td> A.7 不同温度和 SOC 脉冲放电峰值功率 Peak power pulse discharge at different temperatures and SOC</td> <td style="text-align: right;">22</td> </tr> <tr> <td> A.8 不同温度和 SOC 脉冲回馈峰值功率 Peak power pulse feedback at different temperatures and SOC</td> <td style="text-align: right;">22</td> </tr> <tr> <td> A.9 不同温度和 SOC 最大允许脉冲放电功率/倍率 Maximum allowable pulse discharge power/rate at different temperature and SOC</td> <td style="text-align: right;">23</td> </tr> <tr> <td> A.10 不同温度和不同 SOC 最大允许脉冲回馈功率 /倍率 Maximum allowable pulse feedback power/rate at different temperature and SOC</td> <td style="text-align: right;">24</td> </tr> <tr> <td>电芯夹具示意图 STEEL PLATE</td> <td style="text-align: right;">25</td> </tr> <tr> <td>IFP50160116A-102AH 锂离子电池产品环保声明</td> <td style="text-align: right;">26</td> </tr> <tr> <td>ENVIRONMENTAL DECLARATION OF IFP50160116A-102AH LITHIUM BATTERY PRODUCT</td> <td style="text-align: right;">26</td> </tr> </table>			Over discharging	12	4.6.2 过充电	12	Over charging	12	4.6.3 短路	13	Short circuiting	13	4.6.4 加热	13	Heating	13	4.6.5 挤压	13	Crushing	13	4.6.6 温度循环	14	Temperature Cycle Test	14	5.使用注意事项 NOTES	15	6. 外形图纸 DRAWINGS	17	附录 APPENDIX	18	A.1 阶梯充电矩阵表 Step charge Table	18	A.2 单体电芯故障阈值 Single Cell failure Threshold (Recommended Value)	18	A.2.1 单体电芯故障阈值 Single Cell Failure Threshold (BMS)	18	A.2.2 为 Pack 设计提供的电池信息 Cell Information for Pack Design	19	A. 3 在选定条件下的循环寿命 Cycle Life at Certain Condition	20	A. 3.1 常温循环寿命 Cycle Life at Certain Condition	20	A.4 SOC-OCV	20	A.5 不同温度和 SOC 条件下的放电 DCR Regeneration DCR at Different Temperature and SOC	21	A.6 不同温度和 SOC 条件下的回馈 DCR Regeneration DCR at Different Temperature and SOC	21	A.7 不同温度和 SOC 脉冲放电峰值功率 Peak power pulse discharge at different temperatures and SOC	22	A.8 不同温度和 SOC 脉冲回馈峰值功率 Peak power pulse feedback at different temperatures and SOC	22	A.9 不同温度和 SOC 最大允许脉冲放电功率/倍率 Maximum allowable pulse discharge power/rate at different temperature and SOC	23	A.10 不同温度和不同 SOC 最大允许脉冲回馈功率 /倍率 Maximum allowable pulse feedback power/rate at different temperature and SOC	24	电芯夹具示意图 STEEL PLATE	25	IFP50160116A-102AH 锂离子电池产品环保声明	26	ENVIRONMENTAL DECLARATION OF IFP50160116A-102AH LITHIUM BATTERY PRODUCT	26
Over discharging	12																																																													
4.6.2 过充电	12																																																													
Over charging	12																																																													
4.6.3 短路	13																																																													
Short circuiting	13																																																													
4.6.4 加热	13																																																													
Heating	13																																																													
4.6.5 挤压	13																																																													
Crushing	13																																																													
4.6.6 温度循环	14																																																													
Temperature Cycle Test	14																																																													
5.使用注意事项 NOTES	15																																																													
6. 外形图纸 DRAWINGS	17																																																													
附录 APPENDIX	18																																																													
A.1 阶梯充电矩阵表 Step charge Table	18																																																													
A.2 单体电芯故障阈值 Single Cell failure Threshold (Recommended Value)	18																																																													
A.2.1 单体电芯故障阈值 Single Cell Failure Threshold (BMS)	18																																																													
A.2.2 为 Pack 设计提供的电池信息 Cell Information for Pack Design	19																																																													
A. 3 在选定条件下的循环寿命 Cycle Life at Certain Condition	20																																																													
A. 3.1 常温循环寿命 Cycle Life at Certain Condition	20																																																													
A.4 SOC-OCV	20																																																													
A.5 不同温度和 SOC 条件下的放电 DCR Regeneration DCR at Different Temperature and SOC	21																																																													
A.6 不同温度和 SOC 条件下的回馈 DCR Regeneration DCR at Different Temperature and SOC	21																																																													
A.7 不同温度和 SOC 脉冲放电峰值功率 Peak power pulse discharge at different temperatures and SOC	22																																																													
A.8 不同温度和 SOC 脉冲回馈峰值功率 Peak power pulse feedback at different temperatures and SOC	22																																																													
A.9 不同温度和 SOC 最大允许脉冲放电功率/倍率 Maximum allowable pulse discharge power/rate at different temperature and SOC	23																																																													
A.10 不同温度和不同 SOC 最大允许脉冲回馈功率 /倍率 Maximum allowable pulse feedback power/rate at different temperature and SOC	24																																																													
电芯夹具示意图 STEEL PLATE	25																																																													
IFP50160116A-102AH 锂离子电池产品环保声明	26																																																													
ENVIRONMENTAL DECLARATION OF IFP50160116A-102AH LITHIUM BATTERY PRODUCT	26																																																													

	合肥国轩高科动力能源有限公司 HEFEI GUOXUAN HIGH-TECH POWER ENERGY Co.,Ltd	编号 No
		PD000032379
标题： Title	IFP50160116A-102Ah 锂离子电池产品规格书 Product Specification of IFP50160116A -102Ah Lithium Ion Rechargeable Cell	Page 5
		Total pages 26

前 言 Preface

本标准为公司统一执行的企业标准。

The specification is the enterprise standard uniformly implemented by the company.

本标准的编写格式符合 GB/T 1.1-2020《标准化工作导则 第 1 部分：标准化文件的结构和起草规则》的规定。

The format of this specification is in accordance with the provisions of GB/T 1.1-2020, Directives for standardization-Part1:Rules for the structure and drafting of standardizing documents.

本标准在参照：GB/T 31484-2015《电动汽车用动力蓄电池循环寿命要求及试验方法》、GB 38031-2020《电动汽车用动力蓄电池安全要求》、GB/T 31486-2015《电动汽车用动力蓄电池电性能要求及试验方法》、IEC62619-2017、IEC 62660-2-2018、GB/T36276-2018、Q/GX 60013-2020《电动汽车用锂离子动力电池单体电性能测试方法》的基础上，结合我公司产品实际和试验条件，特制定《IFP50160116A-102Ah 锂离子电池产品规格书》标准，并对试验方法、判定标准内容进行了阐述，以指导 IFP50160116A-102Ah 锂离子电池产品的性能检测。

This specification refers to GB/T 31484-2015 cycle life requirements and test methods for power cell for electric vehicles, GB 38031-2020 safety requirements and test methods for power cell for electrical vehicles, GB/T 31486-2015 electrical performance requirements and test methods for power cell for electric vehicles, IEC62619-2017, IEC 62660-2-2018, GB/T36276-2018, Q/GX 60013-2020 electrical performance test method of lithium ion power cell for electrical vehicles. Combined with the actual and test conditions of our company's product, the standard of Q/GX 033-2021 product specification for IFP50160116A-102Ah Lithium ion rechargeable cell is specially formulated. The test method and criteria is revised and supplemented to guide the manufacturing and approval of IFP50160116A-102Ah Lithium ion Cell.

注：若修改，以最新发布标准为准。

Remark: If modified, please take the latest version as standard.



标题：
Title

IFP50160116A-102Ah 锂离子电池产品规格书
Product Specification of IFP50160116A -102Ah Lithium Ion Rechargeable Cell

Page 7
Total pages 26

1. 基本信息 Basic Information

1.1 适用范围 Scope

本产品规格书由合肥国轩高科动力能源有限公司提供给客户，描述了其锂离子二次电池的性能。

This specification specification is provided to customers by HEFEI GUOXUAN HIGH-TECH POWER ENERGY Co. Ltd., describing Lithium ion rechargeable cell properties.

1.2 用途 Application: EV、储能 ES

1.3 产品类型 Product type:

锂离子二次电池，方形，LFP 电芯 Lithium ion rechargeable battery

1.4 型号名称 Model Name: IFP50160116A-102Ah

2. 规格 Specification

2.1 标准技术参数 Standard Technical Parameters

项目 Item	参数 Specification	条件/注释 Condition/Notes
2.1.1 标称容量 Nominal Capacity	102Ah	参考 4.1.1 与 4.1.2 标准充放电模式测试 Refer to 4.1.1&4.1.2 standard charge and discharge procedure
2.1.2 标称电压 Nominal Voltage	3.2V	
2.1.3 充放电电压范围 Charge/Discharge Voltage Range	2.0 V~3.65V	T>0°C
	1.8 V~3.65V	T≤0°C，不允许连续充电 Forbid continuous charging
2.1.4 重量 Weight	1926±30g	
2.1.5 质量能量密度 Weight energy density	≥168Wh/kg	0.33C
2.1.6 体积能量密度 Volume energy density	≥350Wh/L	0.33C
2.1.7 交流内阻 ACR	0.27mΩ≤R≤0.4mΩ	25°C±2°C 新电池状态 (17%±3%SOC) Fresh cell (17%±3%SOC)
2.1.8 直流内阻 DCR	≤1.5mΩ	50%SOC@3C30S, 25±2°C

2.2 推荐充电规范 Recommended Charge specification

项目 Item	参数 Specification	条件/注释 Condition/Notes
2.2.1 常规充电(慢充) Regular Charge (Slow charge)	20A 3.65V 1A 15°C≤T<45°C	恒流 Constant current 恒压 Constant voltage 截止条件(终止) Cut off condition (terminating) 温度 Temperature
2.2.2 阶梯充电(快充) Step Charge	见附件 A.1 See appendix A.1	不同温度的快充策略 Fast charging strategy at different temperature

2.3 工作温度范围 Working Temperature Range

项目 Item	参数 Specification	条件/注释 Condition/Notes
---------	------------------	-----------------------



标题：
Title

IFP50160116A-102Ah 锂离子电池产品规格书
Product Specification of IFP50160116A -102Ah Lithium Ion Rechargeable Cell

Page 8
Total pages 26

2.3.1 最佳工作温度 Optimum working Temperature	10~35℃	
2.3.2 充电温度范围 Charge temperature range	0~55℃	充电电流，见附件 A.1 Charging current, see appendix A.1
2.3.3 放电温度范围 Discharge temperature range	-30~60℃	电芯温度≤60℃ Cell temperature≤60℃

3. 外观尺寸 Appearance and Dimension

3.1 外观 Appearance

电池外表面无明显的划痕、裂痕、生锈、变色或电解液泄漏，无影响电池正常使用的其它外观缺陷。

Without obvious scratches, cracks, rust, discoloration or electrolyte leakage, no other appearance defects affecting cell normal operation

3.2 尺寸 Dimension

厚度 Thickness: (49.9±0.5) mm (含外包膜厚度, 17%±3%SOC, 200±20kgf)

Thickness: (49.9±0.5)mm (including outer film thickness, 17%±3%SOC, 200±20kgf)

宽度 Width: (160±0.5) mm (含外包膜)

Width: (160±0.5)mm (including outer film thickness)

高度 Height: (116±0.7) mm (不含极柱, 含外包膜和顶盖贴片)

(118.5±0.5) mm (含极柱, 含外包膜和顶盖贴片)

Height: (116±0.7)mm (including outer film thickness and excluding terminals)

Height: (118.5±0.5)mm (including outer film thickness and terminals)

4. 性能测试规范 Performance Specification

4.1 标准测试条件 Standard Testing Condition

4.1.1 单体电池充电 Single cell charging

室温下 (25℃±2℃)，单体电池以 20A 电流放电至电压为 2.5V，静置 30min，然后再以 340A 电流充电至电压为 3.65V 时转恒压充电，至充电电流降至 5A 时停止充电，充电后静置 30min。

At room temperature (25℃±2℃), 20A constant current discharge to 2.5V, rest 30min, then 340A constant current charge to 3.65V followed by constant voltage charging until current drops down to 5A, rest 30min.

4.1.2 单体电池放电 Single cell discharging

室温下 (25℃±2℃)，单体电池以 20A 电流放电至电压为 2.5V，静置 30min。

At room temperature (25℃±2℃), 20A constant current discharge to 2.5V, rest 30min.

4.2 电气特性 Electrical Properties

项目 Item	参数 Specification	条件/注释 Condition/Notes
4.2.1 初始容量 Initial Capacity	≥102Ah	按照 4.1.1 充电和 4.1.2 放电 Refer to 4.1.1&4.1.2 standard charge and discharge procedure
	55℃, ≥95% 初始容量 25℃, 100% 初始容量 0℃, ≥90%初始容量	25℃±2℃温度下按照 4.1.1 充电, 在测试温度下静置 20h, 以 1C 放电至 2.0V(0℃及以下 1.8V)。



合肥国轩高科动力能源有限公司

HEFEI GUOXUAN HIGH-TECH POWER ENERGY Co.,Ltd

编号 No

PD000032379

标题 :
Title

IFP50160116A-102Ah 锂离子电池产品规格书

Product Specification of IFP50160116A -102Ah Lithium Ion Rechargeable Cell

Page 9

Total pages 26

<p>4.2.2 容量与温度的相关性 Capacity and temperature correlation</p>	<p>-20℃, ≥80%初始容量 -30℃, ≥70% 初始容量 55℃, ≥95% Initial Capacity 25℃, 100% Initial Capacity 0℃, ≥85% Initial Capacity -20℃, ≥80% Initial Capacity -30℃, ≥70% Initial Capacity</p>	<p>Charge refer to 4.1.1, rest 20h at testing temperature, 1C discharge to 2.0V at testing temperature (to 1.8V at or below 0℃) .</p>
<p>4.2.3SOC-OCV 表 SOC-OCV Table</p>	<p>见附件 A.4 See appendix A.4</p>	<p>按照 4.1.1 充电, 然后以 1C 放电 5% 容量 (此容量为按照 4.1.2 放电至对应截止电压([-30℃~0℃)2.0V, [0℃~10℃)2.3V, [10℃~55℃] 2.5V)对应的容量, 静置 1h, 重复 20 次, 记录静置后的电压数据。 Charge as per 4.1.1, then discharge for 5% capacity at 1C(The capacity is obtained by discharging to certain cut-off voltage as per 4.1.2 ([-30℃-0℃) 2.0 [0℃-10℃) 2.3 [10℃-55℃] 2.5) , rest 1h, repeat 20 times, record voltage after rest.</p>
<p>4.2.4 不同温度 and 不同 SOC 放电电阻 (DCR) Discharge DCR at different temperature and SOC</p>	<p>见附件 A.5 See appendix A.5</p>	<p>按照 4.1.1 充电, 然后以 1C 按照 4.2.2 不同温度下放电容量调整 SOC (截止电压参照 4.2.3), 静置 1h, 测试 3C 放电 30s 的 DCR。 放电电阻为开路电压与放电末端电压的差值除以电流, 测试 SOC 为 95%, 90%, 80%, 70%, 60%, 50%, 40%, 30%, 20%, 10%, 5%。 Charge as per 4.1.1, then 1C Discharge to adjust SOC according to the 4.2.2 discharge capacity at different temperatures (refer to 4.2.3 for cut-off voltage), rest 1h, and test the DCR of 3C discharge for 30s. The discharge resistance is the difference between the open circuit voltage and the discharge terminal voltage divided by the current. The test SOC is</p>



合肥国轩高科动力能源有限公司

HEFEI GUOXUAN HIGH-TECH POWER ENERGY Co.,Ltd

编号 No

PD000032379

标题 :
Title

IFP50160116A-102Ah 锂离子电池产品规格书

Product Specification of IFP50160116A -102Ah Lithium Ion Rechargeable Cell

Page 10

Total pages 26

		95%, 90%, 80%, 70%, 60%, 50%, 40%, 30%, 20%, 10% and 5%.
4.2.5 不同温度 and 不同 SOC 充电电阻 (DCR) charge DCR at different temperature and SOC	见附件 A.6 See appendix A.6	按照 4.1.1 充电, 然后以 1C 按照 4.2.2 不同温度下放电容量调整 SOC (截止电压参照 4.2.3), 静置 1h, 测试 2.25C 充电 15s 的 DCR。充电电阻为充电末端电压与开路电压的差值除以电流, 测试 SOC 为 5%, 10%, 20%, 30%, 40%, 50%, 60%, 70%, 80%, 90%, 95%。 Charge as per 4.1.1, then 1C Discharge to adjust SOC according to the 4.2.2 discharge capacity at different temperatures (refer to 4.2.3 for cut-off voltage), rest 1h, and test DCR charged at 2.25c for 15s. The charging resistance is the difference between the charging terminal voltage and the open circuit voltage divided by the current. The test SOC is 5%, 10%, 20%, 30%, 40%, 50%, 60%, 70%, 80%, 90% and 95%.

4.3 最大脉冲功率 (极限能力值) Maximum plus power(Ultimate capacity value)

项目 Item	参数 Specification	条件/注释 Condition/Notes
4.3.1 不同温度 and 不同 SOC 脉冲放电峰值功率 Peak power plus discharge at different temperature and SOC	见附件 A.7 See appendix A.7	按 4.2.4 测试数据计算的 DCR 和最大脉冲放电电流, 计算出在不同温度规定的放电下限电压时的脉冲放电功率。 According to the DCR and the maximum pulse charging current calculated from the test data of 4.2.4, the pulse discharge power at the lowest limit voltage specified at different temperature.
4.3.2 不同温度 and 不同 SOC 脉冲回馈峰值功率 Peak power plus feedback at different temperature and SOC	见附件 A.8 See appendix A.8	按 4.2.5 测试数据计算的 DCR 和最大脉冲充电电流, 计算出在充电上限电压 3.65V 时的脉冲回馈功率。 According to the DCR and the maximum pulse charging current calculated from the test data of 4.2.5, the pulse feedback power at the upper charging voltage of 3.65v was calculated.



标题：
Title

IFP50160116A-102Ah 锂离子电池产品规格书
Product Specification of IFP50160116A -102Ah Lithium Ion Rechargeable Cell

Page 11
Total pages 26

4.4 最大允许脉充功率（使用允许值） Maximum allowable pulse charge power(Use allowable values)

项目 Item	参数 Specification	条件/注释 Condition/Notes
4.4.1 不同温度和不同 SOC 最大允许脉冲放电功率 Maximum allowable pulse discharge power at different Temperature and SOC	见附件 A.9 See appendix A.9	依据 4.3.1 电芯最大脉冲放电倍率能力和放电过程温度保护考虑，对电芯脉冲放电功率上限进行限定。 According to 4.3.1 maximum pulse discharge multiplier capacity of the cell and temperature protection of the discharge process, the upper limit of the pulse discharge power of the cell is limited.
4.4.2 Maximum allowable pulse feedback power at different Temperature and SOC	见附件 A.10 See appendix A.10	依据 4.3.2 电芯最大脉冲充电倍率能力，结合电芯在大倍率下的脉冲充电可靠的上限电压和充电过程温度保护考虑，对电芯脉冲回馈功率上限进行限定。 According to 4.3.2 maximum pulse charging capacity of the cell, the upper limit of the feedback power of the cell is limited in consideration of the reliable upper limit voltage and temperature protection of the charging process of the cell under the high voltage.

4.5 耐久性能 Durability Performance

项目 Item	参数 Specification	条件/注释 Condition/Notes
4.5.1 室温荷电保持率 Room Temperature SOC Retention Rate	≥95%	25℃，100%SOC，28days
4.5.2 室温容量恢复率 Room Temperature Capacity Recovery Rate	≥96%	
4.5.3 高温荷电保持率 High Temperature SOC Retention Rate	≥94%	55℃，100%SOC，7days
4.5.4 高温容量恢复率 High Temperature Capacity Recovery Rate	≥95%	
4.5.5 储存容量恢复率 High Temperature Capacity Recovery Rate	≥95%	45℃，50%SOC，28 天 days
4.5.6 高温循环寿命 High Temperature Cycle Life	1000 cycles	使用企业钢板夹具约束单体蓄电池，初始夹紧力 150±50kgf



合肥国轩高科动力能源有限公司

HEFEI GUOXUAN HIGH-TECH POWER ENERGY Co.,Ltd

编号 No

PD000032379

标题 :
Title

IFP50160116A-102Ah 锂离子电池产品规格书

Product Specification of IFP50160116A -102Ah Lithium Ion Rechargeable Cell

Page 12

Total pages 26

		55℃, 250A 阶梯充 /250A 放 , 100DOD,80%EOL; 55℃, cycle test by the 250A step charge and 250A discharge under 150±50kgf preload
4.5.7 高温循环寿命 High Temperature Cycle Life	3000 cycles	使用企业钢板夹具约束单体蓄电池 , 初 始夹紧力 150±50kgf , 70%容量保持率;45℃,0.5C 充电 3.65V, 截止电流 5A; 0.5C 放电至 2.5V 70% capacity retention rate; 45℃, cycle test by the 50A step charge and 50A discharge under 150±50kgf preload
4.5.8 常温循环寿命 Room Temperature Cycle Life	6000 cycles	使用企业钢板夹具约束单体蓄电池 , 初 始夹紧力 150±50kgf , 70%容量保持率;25℃,0.5C 充电 3.65V, 截止电流 5A; 0.5C 放电至 2.5V 70% capacity retention rate; 25℃, cycle test by the 50A step charge and 50A discharge under 150±50kgf preload
4.5.9 日历寿命 Calendar Life	18 years	25±2℃, 50%SOC ,80%EOL

4.6 安全测试规范 Specification of Safety Test

项目 Item	参数 Specification	条件/注释 Condition/Notes
4.6.1 过放电 Over discharging	不爆炸, 不起火 No explosion, no fire	单体蓄电池 (使用企业钢板夹具约束单体蓄电池, 夹紧力 150±50kgf) 按 4.1.1 方法充电, 单体蓄电池以 1 I ₁ (A) 电流放电 90min, 并观察 1h。 (I ₁ =340A); The single cell was charged according to the method of 4.1.1, and the single cell was discharged with a current of 1 I ₁ (A) for 90 min and observed for 1 h.
4.6.2 过充电 Over charging	不爆炸, 不起火 No explosion, no fire	单体蓄电池 (使用企业钢板夹具约束单体蓄电池, 夹紧力 150±50kgf) 按 4.1.1 方法充电, 以 1 I ₁ (A) 电流恒流充电至电压 达到企业技术条件中规定的充电终止电压的 1.1 倍或 115%SOC 后停止充电, 并观察 1h。 (I ₁ =340A) The single cell is charged according to the method of 4.1.1, and is charged with a constant current of 1 I ₁ (A) until the voltage reaches 1.1 times of the charging end voltage specified in the technical conditions of the enterprise or 115%SOC, and the charging is stopped, and 1 h is observed.



合肥国轩高科动力能源有限公司

HEFEI GUOXUAN HIGH-TECH POWER ENERGY Co.,Ltd

编号 No

PD000032379

标题 :
Title

IFP50160116A-102Ah 锂离子电池产品规格书

Product Specification of IFP50160116A -102Ah Lithium Ion Rechargeable Cell

Page 13

Total pages 26

4.6.3 短路
Short circuiting

不爆炸, 不起火
No explosion, no fire

单体蓄电池 (使用企业钢板夹具约束单体蓄电池, 夹紧力 $150\pm 50\text{kgf}$) 按 4.1.1 方法充电, 将单体蓄电池正、负极经外部短路 10min, 外部线路电阻应小于 $5\text{m}\Omega$, 并观察 1h。The single cell is charged according to the method of 4.1.1, and the cathode and anode terminals of the single cell are externally short-circuited for 10 min, and the external line resistance should be less than $5\text{m}\Omega$, and observed for 1 h.

4.6.4 加热
Heating

不爆炸, 不起火
No explosion, no fire

单体蓄电池按 4.1.1 方法充电, 温度箱按照 $5^\circ\text{C}/\text{min}$ 的速度由室温升至 $130^\circ\text{C}\pm 2^\circ\text{C}$, 并保持此温度 30min 后停止加热, 并观察 1h。The single battery was charged according to the method of 4.1.1, and the temperature box was raised from room temperature to $130^\circ\text{C} \pm 2^\circ\text{C}$ at a rate of $5^\circ\text{C} / \text{min}$. After maintaining this temperature for 30 min, the heating was stopped and observed for 1 h.

4.6.5 挤压
Crushing

不爆炸, 不起火
No explosion, no fire

单体蓄电池按 4.1.1 方法充电;
按下列条件进行试验:
a) 挤压方向: 垂直于蓄电池极板方向施压;
b) 挤压板形式: 半径为 75mm 的半圆柱体, 半圆柱体的长度(L) 大于被挤压电池的尺寸;
c) 挤压速度: $(2\pm 1)\text{mm/s}$;
挤压程度: 电压达到 0V 或变形量达到 15% 或挤压力达到 100KN 后停止挤压, 保持 10min; 并观察 1h。he single cell is charged according to the method of 4.1.1;
Test according to the following conditions:
a) extrusion direction: apply pressure perpendicular to the battery plate;
b) extruded plate form: a semi-cylindrical body with a radius of 75 mm, the length (L) of the semi-cylindrical body is larger than the size of the battery to be squeezed;
c) extrusion speed: $(2 \pm 1)\text{mm} / \text{s}$;
d) degree of extrusion: after the voltage reaches 0V or the deformation amount reaches 15% or the pressing force reaches 100KN, the extrusion is stopped and kept for 10 minutes;
And observe 1h.



标题 :
Title

IFP50160116A-102Ah 锂离子电池产品规格书
Product Specification of IFP50160116A -102Ah Lithium Ion Rechargeable Cell

Page 14

Total pages 26

4.6.6 温度循环
Temperature Cycle Test

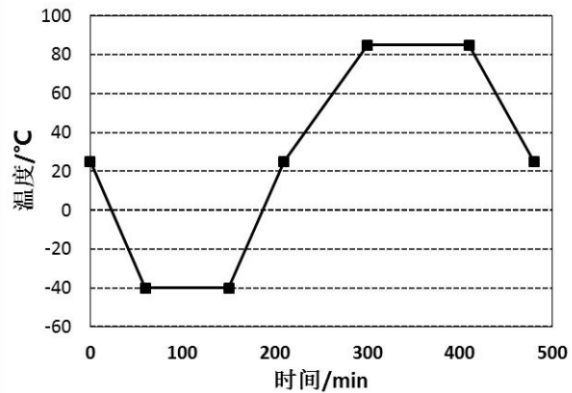
不爆炸，不起火
No explosion, no fire

单体蓄电池按 4.1.1 方法充电，单体蓄电池放入温度箱中，温度箱温度按照下表进行调节，循环次数 5 次，观察 1h。

The single cell is charged according to the method of 4.1.1. The single cell is placed in the temperature box, and the temperature of the temperature box is adjusted according to the following table.

The number of cycles is 5 times and observed for 1 hour.

温度 Temp °C	时间增量 Time increasing min	累计时间 cumulative time min	温度变化率 Temperature change rate °C/min
25	0	0	0
-40	60	60	13/12
-40	90	150	0
25	60	210	13/12
85	90	300	2/3
85	110	410	0
25	70	480	6/7





合肥国轩高科动力能源有限公司

HEFEI GUOXUAN HIGH-TECH POWER ENERGY Co.,Ltd

编号 No

PD000032379

标题 :
Title

IFP50160116A-102Ah 锂离子电池产品规格书
Product Specification of IFP50160116A -102Ah Lithium Ion Rechargeable Cell

Page 15

Total pages 26

5.使用注意事项 Notes

锂离子充电电池的使用警告。操作不当可能会造成电池发热、起火和性能劣化，务必认真阅读以下条款。

Warning for using the lithium-ion rechargeable cell. Mishandling of the cell may cause heat, fire and deterioration in performance. Be sure to observe the following.

注意事项 Precautions

应用配有电池的设备时，使用前请参阅用户手册。

When using a device equipped with a battery, refer to the user manual before use.

包装前请检查正极和负极端子的方向。

Check the orientation of the cathode and anode terminals before packaging.

端子或导线与电池模块相连，注意绝缘防止短路。

The terminal or wire is connected to the cell module, pay attention to the insulation to prevent short circuit.

长期不用时，电池要存放于阴凉干燥处 ($\leq 35^{\circ}\text{C}$, 30%~50%SOC, 环境湿度 $\leq 85\%\text{ROH}$, 无凝露, 3个月进行一次充放电)。

Store the cell in a cool dry place ($\leq 35^{\circ}\text{C}$, 30%~50%SOC, Storage ambient humidity $< 85\% \text{ ROH}$, no

Condensation, charge and discharge once every 3 months) when not in use for a long time.

不要将电池放置于阳光直射处或热源。

Do not place the cell in direct sunlight or heat source to prevent high temperature of the cell.

处理电池单元时请勿穿戴金属饰品 (如戒指, 手表, 饰件等)。

Do not wear metal accessories (such as rings, watches, accessories, etc.) when handling cell units.,

请勿将电池放置在本文件规定的使用温度范围之外的地方。

Do not place the cell outside the operating temperature range specified in this document.

禁止事项 Prohibited Items

请勿超过最大充电倍率充电。

Do not charge more than the maximum charge rate.

请勿拆卸或改装电池。

Do not disassemble or modify the Cell.

请勿抛掷或撞击电池。

Do not throw or hit the battery.



合肥国轩高科动力能源有限公司

HEFEI GUOXUAN HIGH-TECH POWER ENERGY Co.,Ltd

编号 No

PD000032379

标题 :
Title

IFP50160116A-102Ah 锂离子电池产品规格书

Product Specification of IFP50160116A -102Ah Lithium Ion Rechargeable Cell

Page 16

Total pages 26

请勿用锐器刺穿电池。(例如钉子, 刀子, 笔, 电钻)

Do not pierce the battery with a sharp object. (eg nails, knives, pens, electric drills)

请勿与其它型号电池或模块单元混用。

Do not mix with other cell or module units.

勿将新、旧电池在 PACK 中同时使用。

Do not use both new and old cell in PACK.

请勿将电池放置于大于 60°C 高温处。

Do not place the cell at a temperature higher than 60 °C.

不要将电池放入微波炉或高压容器中。

Do not put the cell in a microwave or high pressure container.

请勿用导电材料连接正、负极端子。(例如金属, 电线)

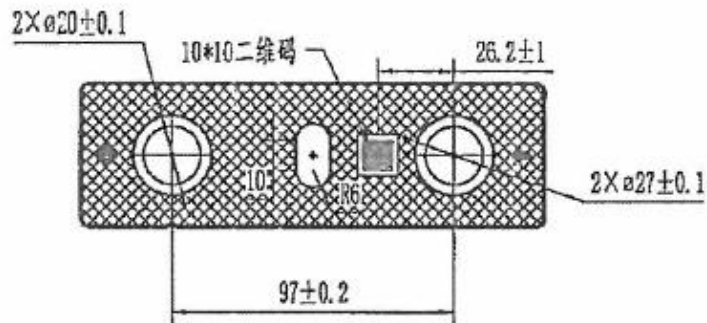
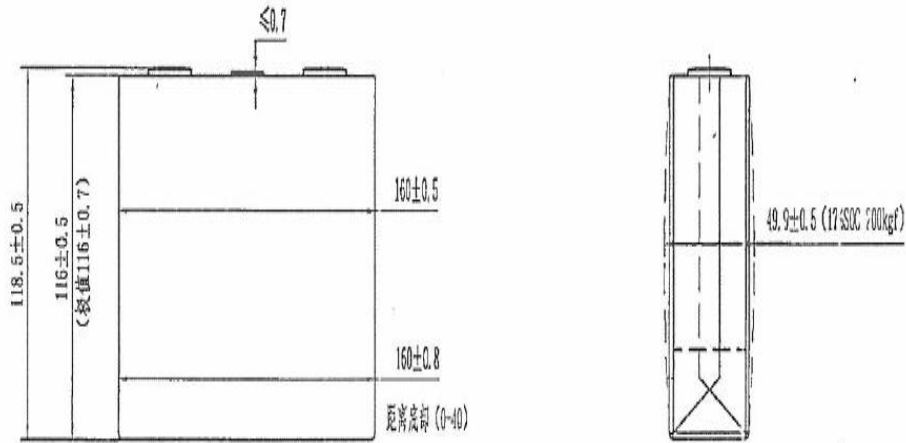
Do not connect the positive and negative terminals with conductive materials. (eg metal, wire)

不允许弄湿或将电池浸入水或海水中。

Do not allow to wet or immerse the cell in water or sea water.

请勿以制造商书面协议之外的方式使用电池。

Do not use the battery in a manner other than the manufacturer's written agreement

6. 外形图纸 Drawings


电芯整体尺寸 Cell Dimension

注：图中尺寸单位为毫米（mm）

Remark: The dimensions are shown in millimeters (mm)



标题：
Title

IFP50160116A-102Ah 锂离子电池产品规格书
Product Specification of IFP50160116A -102Ah Lithium Ion Rechargeable Cell

Page 18
Total pages 26

附录 Appendix

A.1 阶梯充电矩阵表 Step charge Table

步骤 Procedure	温度 Temperature	<0℃	0℃≤ T<5℃	5℃≤ T<10℃	10℃≤ T<15 ℃	15℃≤ T<25 ℃	25℃≤ T<45 ℃	45℃≤ T<50 ℃	50℃≤ T<55 ℃
1	充电电流 Charge current (C)	不允许充电 Charging is not allowed	0.1	0.1	0.33	0.5	0.33	0.2	0.1
	跳转电压 Jumping voltage (V)	/	3.50	3.50	3.50	3.50	3.50	3.50	3.50
2	充电电流 Charge current (C)	/	/	/	/	/	/	/	/
	跳转电压 Jumping voltage (V)	/	/	/	/	/	/	/	/
3	充电电流 Charge current (C)	/	0.05	0.05	0.2	0.50	0.20	0.10	0.05
	跳转电压 Jumping voltage (V)	/	3.60	3.60	3.60	3.60	3.6	3.60	3.60
4	充电电流 Charge current (C)		0.02	0.02	0.1	0.2	0.05	0.05	0.02
	跳转电压 Jumping voltage (V)		3.65	3.65	3.65	3.65	3.65	3.65	3.65

A.2 单体电芯故障阈值 Single Cell failure Threshold (Recommended Value)

A.2.1 单体电芯故障阈值 Single Cell Failure Threshold (BMS)

电池型号 Cell Model	数值 Numeric value	解释 Description	参考 Reference
单体过电压严重报警阈值 Single cell overvoltage critical alarm threshold V	3.8	充电时过电压超过报警阈值，将影响电池的循环寿命，用户充电不允许超过此电压值 When the overvoltage exceeds the alarm threshold during charging, it will affect the cycle life of the cell. User charging is not allowed to exceed this voltage value.	必须强制断电 Power must be turned off
单体过电压一般报警阈值 Single cell overvoltage critical alarm threshold V	3.7	充电时过电压的临界值 Critical value of overvoltage during charging	超过 5s 强制断电 Forced power off for more than 5S



合肥国轩高科动力能源有限公司

HEFEI GUOXUAN HIGH-TECH POWER ENERGY Co.,Ltd

编号 No

PD000032379

标题 :
Title

IFP50160116A-102Ah 锂离子电池产品规格书

Product Specification of IFP50160116A -102Ah Lithium Ion Rechargeable Cell

Page 19

Total pages 26

最大工作电压 Maximum working voltage V	3.65	正常工作的最大极限值 Maximum limit of normal operation
单体欠压严重报警阈值 Maximum working voltage V	[-30℃~0℃) 1.8 [0℃~55℃] 2.0	放电时欠压超过报警阈值, 将影响电池的循环寿命, 用户放电不允许超过此电压值 When the under-voltage exceeds the alarm threshold during discharge, it will affect the cycle life of the cell. The user discharge must not exceed this voltage value
单体欠压一般报警阈值 Single under voltage critical alarm threshold V	[-30℃~0℃) 1.9 [0℃~55℃] 2.2	放电时欠压超过报警阈值, 将影响电池的循环寿命, 用户放电不允许超过此电压值 When the under voltage exceeds the alarm threshold during discharge, it will affect the cycle life of the battery. The user discharge must not exceed this voltage value.
最小工作电压 Minimum working voltage V	[-30℃~0℃) 2.0 [0℃~55℃] 2.5	正常工作的最小临界值 Minimum limit of normal operation
电池温度过高一般报警阈值 ℃ Battery temperature is too high, general alarm threshold °C	55	电池工作温度超过此温度, 将会限制电池使用功率 Battery operating temperature above this temperature will limit cell power
电池温度过高严重报警阈值 ℃ Battery temperature is too high, critical alarm threshold °C	60	电池温度超过此报警阈值, 将会影响电池安全性能, 用户使用时不应超过此温度 If the cell temperature exceeds this alarm threshold, it will affect the cell safety performance. The user should not exceed this temperature when using it.
电池温度过低一般报警阈值 ℃ Low battery temperature general alarm threshold °C	-20	电池工作温度低于此温度, 将会限制电池使用功率 If the operating temperature of the battery is lower than this temperature, the power of the battery will be limited
电池温度过低严重报警阈值 ℃ Battery temperature is too low, critical alarm threshold °C	-30	电池温度低于此报警阈值, 将会影响电池安全性能, 用户使用时不应低于此温度 If the cell temperature is lower than this alarm threshold, it will affect the safety performance of the cell. The user should not use it below this temperature.

A.2.2 为 Pack 设计提供的电池信息 Cell Information for Pack Design



合肥国轩高科动力能源有限公司

HEFEI GUOXUAN HIGH-TECH POWER ENERGY Co.,Ltd

编号 No

PD000032379

标题 :
Title

IFP50160116A-102Ah 锂离子电池产品规格书

Product Specification of IFP50160116A -102Ah Lithium Ion Rechargeable Cell

Page 20

Total pages 26

电池型号 Cell Model	符号 Symbol	数值 Numerical value	意见 Suggestions	参考 Reference
Pack 装配过程最大允许压力 Maximum allowable pressure during Pack assembly	Fmax	TBD		600kgf, 17%±3%SOC
Pack 装配后电芯最终压力 Optimal pressure after Pack assembly	Fmin	TBD		150±50kgf, 17%±3%SOC

A. 3 在选定条件下的循环寿命 Cycle Life at Certain Condition

A. 3.1 常温循环寿命 Cycle Life at Certain Condition

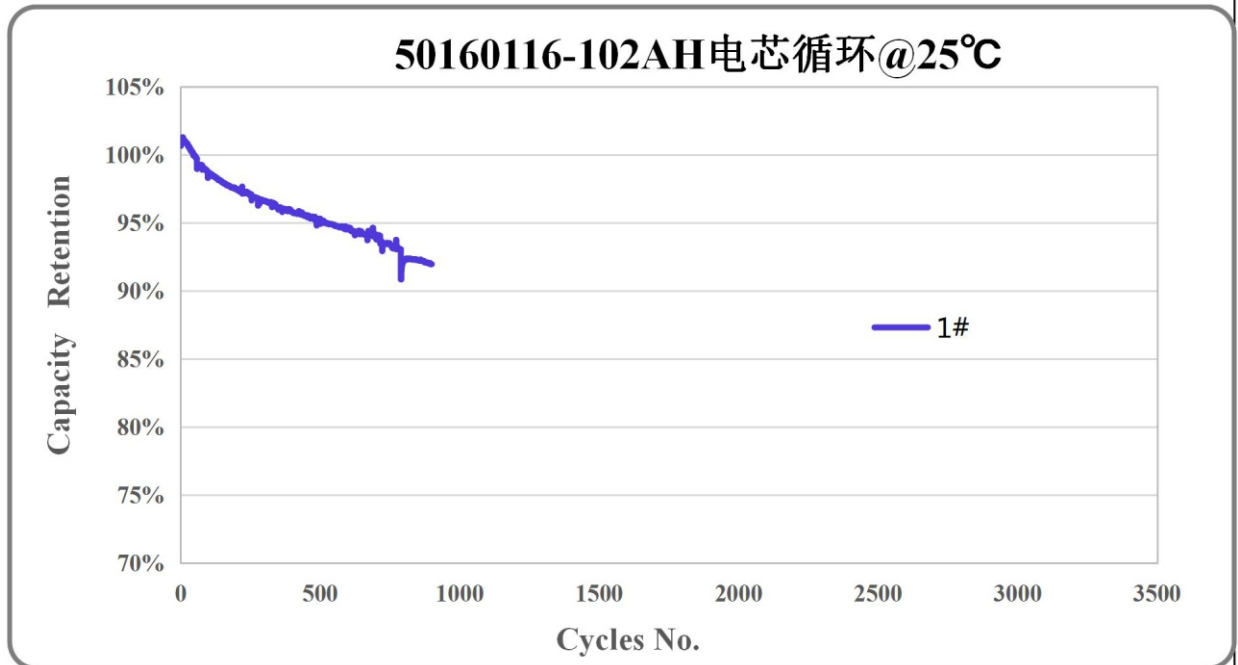
测试条件 Test Conditions

充电 Charging: 0.5C 恒流充电至 3.65V, 截止电流 0.05C step constant current charging 0.5C-3.65V

放电 Discharge: 0.5C, 截止电压 2.5V 0.5C discharge to cutoff voltage 2.0V

温度 Temperature: 25°C

静置时间 Rest time: 充电/放电后静置 30min 30 min after charging/discharging



A.4 SOC-OCV

T \ SOC	-10°C	0°C	10°C	15°C	25°C	35°C	45°C	55°C
0%	3.189	3.018	3.058	2.926	2.787	2.831	2.716	2.643
5%	3.203	3.197	3.2	3.184	3.154	3.155	3.133	3.071



合肥国轩高科动力能源有限公司

HEFEI GUOXUAN HIGH-TECH POWER ENERGY Co.,Ltd

编号 No

PD000032379

标题：
Title

IFP50160116A-102Ah 锂离子电池产品规格书

Product Specification of IFP50160116A -102Ah Lithium Ion Rechargeable Cell

Page 21

Total pages 26

10%	3.219	3.205	3.206	3.204	3.204	3.204	3.197	3.196
15%	3.242	3.229	3.232	3.224	3.221	3.218	3.209	3.203
20%	3.261	3.254	3.256	3.251	3.249	3.246	3.238	3.233
25%	3.27	3.271	3.274	3.269	3.267	3.263	3.255	3.252
30%	3.273	3.277	3.281	3.282	3.284	3.28	3.271	3.268
35%	3.275	3.279	3.283	3.284	3.287	3.29	3.284	3.287
40%	3.275	3.279	3.283	3.285	3.288	3.291	3.287	3.291
45%	3.276	3.28	3.284	3.286	3.289	3.292	3.289	3.292
50%	3.277	3.281	3.286	3.287	3.29	3.293	3.29	3.293
55%	3.279	3.284	3.289	3.29	3.294	3.295	3.292	3.295
60%	3.284	3.291	3.299	3.3	3.313	3.305	3.298	3.3
65%	3.292	3.305	3.318	3.322	3.327	3.327	3.315	3.319
70%	3.305	3.317	3.324	3.326	3.328	3.329	3.323	3.325
75%	3.311	3.32	3.325	3.326	3.328	3.329	3.324	3.326
80%	3.312	3.32	3.325	3.326	3.328	3.33	3.325	3.326
85%	3.312	3.319	3.324	3.326	3.329	3.33	3.325	3.327
90%	3.311	3.319	3.324	3.326	3.329	3.33	3.326	3.328
95%	3.311	3.319	3.324	3.326	3.33	3.331	3.328	3.33
100%	3.339	3.338	3.341	3.351	3.386	3.339	3.337	3.335

A.5 不同温度和 SOC 条件下的放电 DCR Regeneration DCR at Different Temperature and SOC

T \ SOC	-20°C	-10°C	0°C	10°C	25°C	45°C	55°C
5%	5.493	5.224	5.049	3.897	3.782	2.955	2.948
10%	5.515	5.273	5.119	2.208	1.365	0.897	0.844
20%	5.532	5.321	3.944	1.554	1.113	0.745	0.678
30%	5.547	4.756	2.921	1.34	1.024	0.717	0.65
40%	5.568	4.038	2.238	1.238	0.95	0.687	0.635
50%	5.611	3.322	1.925	1.173	0.889	0.652	0.603
60%	5.319	2.799	1.77	1.137	0.876	0.61	0.555
70%	4.620	2.512	1.686	1.115	0.877	0.652	0.593
80%	4.024	2.355	1.601	1.088	0.852	0.635	0.583
90%	3.707	2.283	1.547	1.053	0.818	0.615	0.561
100%	3.522	2.196	1.549	1.05	0.788	0.595	0.543

A.6 不同温度和 SOC 条件下的回馈 DCR Regeneration DCR at Different Temperature and SOC

2. 25C 15s 充电 DCR/mΩ				
T \ SOC	10°C	25°C	45°C	55°C
5%	0.983	0.640	0.539	0.483



合肥国轩高科动力能源有限公司

HEFEI GUOXUAN HIGH-TECH POWER ENERGY Co.,Ltd

编号 No

PD000032379

标题：
Title

IFP50160116A-102Ah 锂离子电池产品规格书

Product Specification of IFP50160116A -102Ah Lithium Ion Rechargeable Cell

Page 22

Total pages 26

10%	1.012	0.676	0.561	0.499
20%	1.039	0.712	0.606	0.548
30%	1.046	0.709	0.601	0.555
40%	1.044	0.674	0.557	0.506
50%	1.075	0.716	0.593	0.544
60%	1.100	0.743	0.617	0.566
70%	1.118	0.734	0.633	0.581
80%	1.127	0.730	0.659	0.606
90%	1.208	0.774	0.702	0.693
100%	2.627	2.326	2.716	2.765

A.7 不同温度和 SOC 脉冲放电峰值功率 Peak power pulse discharge at different temperatures and SOC

30s 脉冲放电峰值功率/W Peak power pulse feedback							
T \ SOC	-20℃	-10℃	0℃	10℃	25℃	45℃	55℃
5%	286.07	490.59	491.51	491.05	493.52	498.21	498.05
10%	301.61	516.73	518.99	518.83	519.15	519.15	519.15
20%	315.65	535.47	536.62	536.29	537.11	537.45	537.94
30%	326.40	553.18	552.51	551.83	551.66	551.33	552.00
40%	326.49	555.09	554.41	553.74	553.40	552.90	552.39
50%	324.65	555.87	555.20	554.35	554.18	553.68	553.17
60%	350.43	567.58	566.37	565.00	564.82	562.61	563.97
70%	409.42	572.32	570.25	569.05	568.71	568.37	568.19
80%	470.06	571.11	569.73	568.88	568.71	568.37	568.02
90%	510.75	571.84	570.46	569.60	569.26	568.75	568.58
100%	538.10	572.40	460.14	570.16	569.81	569.13	568.96

注：/表示不支持 30s

A.8 不同温度和 SOC 脉冲回馈峰值功率 Peak power pulse feedback at different temperatures and SOC

15s 脉冲回馈峰值功率/W				
T \ SOC	10℃	25℃	45℃	55℃
5%	1403.246	2058.907	2292.304	2515.697
10%	1384.106	1990.691	2230.561	2462.090
20%	1369.192	1929.759	2130.305	2314.948
30%	1377.977	1968.741	2189.558	2337.774
40%	1412.278	2134.563	2423.011	2628.704
50%	1413.364	2063.592	2344.814	2515.280



合肥国轩高科动力能源有限公司

HEFEI GUOXUAN HIGH-TECH POWER ENERGY Co.,Ltd

编号 No

PD000032379

标题：
Title

IFP50160116A-102Ah 锂离子电池产品规格书

Product Specification of IFP50160116A -102Ah Lithium Ion Rechargeable Cell

Page 23

Total pages 26

60%	1414.584	2045.070	2311.179	2481.595
70%	1423.084	2145.696	2355.688	2547.376
80%	1523.254	2355.397	2489.916	2706.874
90%	1596.193	2403.656	2549.024	2639.292
100%	1579.500	1907.609	1763.244	1767.637

A.9 不同温度和 SOC 最大允许脉冲放电功率 /倍率 Maximum allowable pulse discharge power/rate at different temperature and SOC

30 s 最大允许脉冲放电功率/W Maximum allowable pulse discharge power @30s /W

T/SOC	-20°C	-10°C	0°C	10°C	25°C	45°C	55°C
5%	238.12	408.37	409.13	408.75	410.80	414.71	408.37
10%	255.30	437.40	439.31	439.18	439.45	439.45	437.40
20%	270.79	459.37	460.36	460.07	460.78	461.06	459.37
30%	282.68	479.07	478.49	477.90	477.76	477.47	479.07
40%	283.05	481.22	480.63	480.05	479.76	479.32	481.22
50%	281.59	482.15	481.56	480.83	480.68	480.24	482.15
60%	305.70	495.13	494.07	492.88	492.73	490.79	495.13
70%	358.44	501.06	499.25	498.19	497.90	497.60	501.06
80%	411.53	500.00	498.80	498.05	497.90	497.60	500.00
90%	447.26	500.76	499.55	498.80	498.50	498.05	500.76
95%	471.32	501.36	500.15	499.40	499.10	498.50	501.36
100%	238.12	408.37	409.13	408.75	410.80	414.71	408.37

T/SOC	-20°C	-10°C	0°C	10°C	25°C	45°C	55°C
5%	0.95	1.63	1.64	1.64	1.64	1.66	1.66
10%	1.02	1.75	1.76	1.76	1.76	1.76	1.76
20%	1.08	1.84	1.84	1.84	1.84	1.84	1.85
30%	1.13	1.92	1.91	1.91	1.91	1.91	1.91
40%	1.13	1.92	1.92	1.92	1.92	1.92	1.92
50%	1.13	1.93	1.93	1.92	1.92	1.92	1.92
60%	1.22	1.98	1.98	1.97	1.97	1.96	1.97
70%	1.43	2.00	2.00	1.99	1.99	1.99	1.99
80%	1.65	2.00	2.00	1.99	1.99	1.99	1.99
90%	1.79	2.00	2.00	2.00	1.99	1.99	1.99
95%	1.89	2.01	2.00	2.00	2.00	1.99	1.99
100%	0.95	1.63	1.64	1.64	1.64	1.66	1.66

注：SOC 区间范围，左区间为闭区间，右区间为开区间。



合肥国轩高科动力能源有限公司

HEFEI GUOXUAN HIGH-TECH POWER ENERGY Co.,Ltd

编号 No

PD000032379

标题 :
Title

IFP50160116A-102Ah 锂离子电池产品规格书

Product Specification of IFP50160116A -102Ah Lithium Ion Rechargeable Cell

Page 24

Total pages 26

A.10 不同温度和不同 SOC 最大允许脉冲回馈功率 /倍率 Maximum allowable pulse feedback power/rate at different temperature and SOC

15s 最大脉冲回馈功率/W Maximum pulse feedback power@15s /W							
T/SOC	-10℃	-5℃	0℃	10℃	25℃	45℃	55℃
<5%	64.34	96.51	160.85	257.37	418.22	418.22	321.71
<10%	65.36	98.04	163.40	261.45	424.85	424.85	326.81
<20%	66.28	99.42	165.70	265.12	430.82	430.82	331.40
<30%	66.99	100.49	167.48	267.97	435.46	435.46	334.97
<40%	67.08	100.61	167.69	268.30	402.45	435.99	335.38
<50%	67.12	100.67	167.79	268.46	402.70	436.25	335.58
<60%	67.59	101.38	168.96	202.76	405.51	405.51	337.93
<70%	67.89	101.84	169.73	203.67	339.46	407.35	339.46
<80%	67.89	101.84	101.84	203.67	339.46	407.35	339.46
<90%	33.96	67.91	101.87	169.78	271.65	339.56	271.65
<95%	16.98	33.97	67.93	101.90	169.83	169.83	169.83

15s 最大脉冲回馈倍率/C Maximum pulse feedback rate@15s /C							
T/SOC	-10℃	-5℃	0℃	10℃	25℃	45℃	55℃
<5%	0.20	0.30	0.50	0.80	1.30	1.30	1.00
<10%	0.20	0.30	0.50	0.80	1.30	1.30	1.00
<20%	0.20	0.30	0.50	0.80	1.30	1.30	1.00
<30%	0.20	0.30	0.50	0.80	1.30	1.30	1.00
<40%	0.20	0.30	0.50	0.80	1.20	1.30	1.00
<50%	0.20	0.30	0.50	0.80	1.20	1.30	1.00
<60%	0.20	0.30	0.50	0.60	1.20	1.20	1.00
<70%	0.20	0.30	0.50	0.60	1.00	1.20	1.00
<80%	0.20	0.30	0.30	0.60	1.00	1.20	1.00
<90%	0.10	0.20	0.30	0.50	0.80	1.00	0.80
<95%	0.05	0.10	0.20	0.30	0.50	0.50	0.50
<100%	0.01	0.02	0.05	0.10	0.20	0.20	0.20

备注：脉冲回馈电流的大小必须严格遵守下表所列的所有充电状态以及电芯温度等条件。违反脉冲回馈条件可能会造成电芯永久性的损伤导致使用寿命下降。

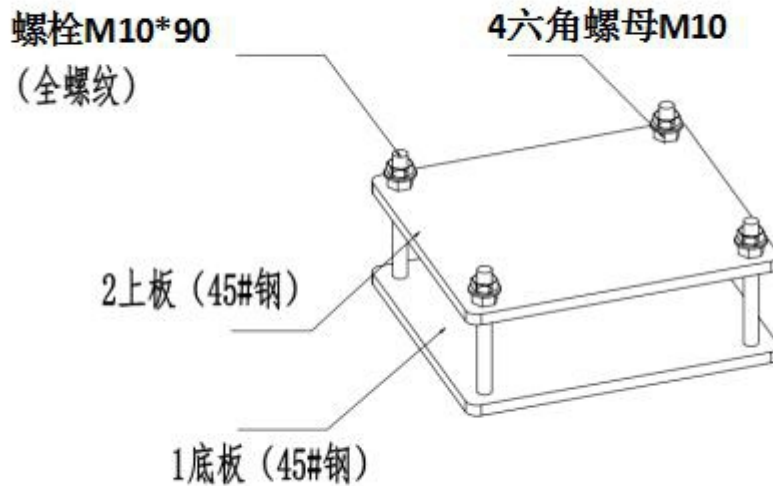
Remark : The high/low of the pulse feedback current must strictly comply with all charging states and cell temperature listed in the table below. Violation of pulse feedback conditions may result in permanent damage to the cell and decrease of service life.

A.11 企业钢板夹具的使用 Using of steel plate

标题：
TitleIFP50160116A-102Ah 锂离子电池产品规格书
Product Specification of IFP50160116A -102Ah Lithium Ion Rechargeable CellPage 25
Total pages 26

钢制夹板（45#钢，厚度 1cm）：夹具需覆盖住电芯大面，并做好绝缘处理，以免接触正负极导致电芯短路，夹板之间用 4 个 M10 螺栓固定，夹具工装如下图所示：

Steel plate(45#, thickness of 1 cm):The plates should cover the cell, and pay attention to the insulation to prevent short circuits, the plates should to be secured with four M10 bolts, as shown below:



电芯夹具示意图 Steel plate



合肥国轩高科动力能源有限公司

HEFEI GUOXUAN HIGH-TECH POWER ENERGY Co.,Ltd

编号 No

PD000032379

标题 :
Title

IFP50160116A-102Ah 锂离子电池产品规格书
Product Specification of IFP50160116A -102Ah Lithium Ion Rechargeable Cell

Page 26

Total pages 26

IFP50160116A-102Ah 锂离子电池产品环保声明

Environmental declaration of IFP50160116A-102Ah Lithium Battery Product

根据欧盟(EU)2015/863 指令；2006-66-EC 电池指令要求，如下表所示 镉、铅、汞、六价铬、多溴联苯(PBB)、多溴二苯醚(PBDE)及邻苯二甲酸酯(PAEs)共计 10 种物质纳入禁用物质清单。

In accordance with EU directive 2015/863, battery instruction requirements in 2006-66-EC, as shown in the following table, a total of 10 substances are included in the RSL, for example Cadmium、Lead 、Mercury、Hexavalent chromium、Polybrominated biphenyls (PBB)、Polybrominated diphenyl ethers (PBDE) and phthalate (PAEs).

A.12 十种禁用物质清单

A.12 List of 10 restricted substances

RoHS 禁用物质 RoHS restricted substance	最高限值 (PPM) The highest limit (PPM)	说明 Discription
镉 Cadmium(Cd)	20	2006-66-EC 指令要求 2006-66-EC Directive Requirement
铅 Lead (Pb)	40	2006-66-EC 指令要求 2006-66-EC Directive Requirement
汞 Mercury (Hg)	5	2006-66-EC 指令要求 2006-66-EC Directive Requirement
六价铬 Hexavalent chromium (Cr6+)	1000	RoHS 1.0 已有限用物质 RoHS 1.0 limited substance
多溴联苯 Polybrominated biphenyls (PBB)	1000	RoHS 1.0 已有限用物质 RoHS 1.0 limited substance
多溴二苯醚 Polybrominated diphenyl ethers (PBDE)	1000	RoHS 1.0 已有限用物质 RoHS 1.0 limited substance
邻苯二甲酸二(2-乙基己基)酯 Diphthalate (2-ethylhexyl) ester (DEHP- Di(2-ethylhexyl)Phthalate)	1000	RoHS 2.0 新增限用物质 RoHS 2.0 limited substance
邻苯二甲酸丁苄酯 Benzyl butyl phthalate (BBP- Benzyl Butyl Phthalate)	1000	RoHS 2.0 新增限用物质 RoHS 2.0 limited substance
邻苯二甲酸二丁酯 Dibutyl phthalate (DBP-Di-n-butyl Phtalate)	1000	RoHS 2.0 新增限用物质 RoHS 2.0 limited substance
邻苯二甲酸二异丁酯 Diisobutyl phthalate (DIBP-Diiso butyl Phthalate)	1000	RoHS 2.0 新增限用物质 RoHS 2.0 limited substance

从发布日期立即实施执行 Execute immediately from release date.